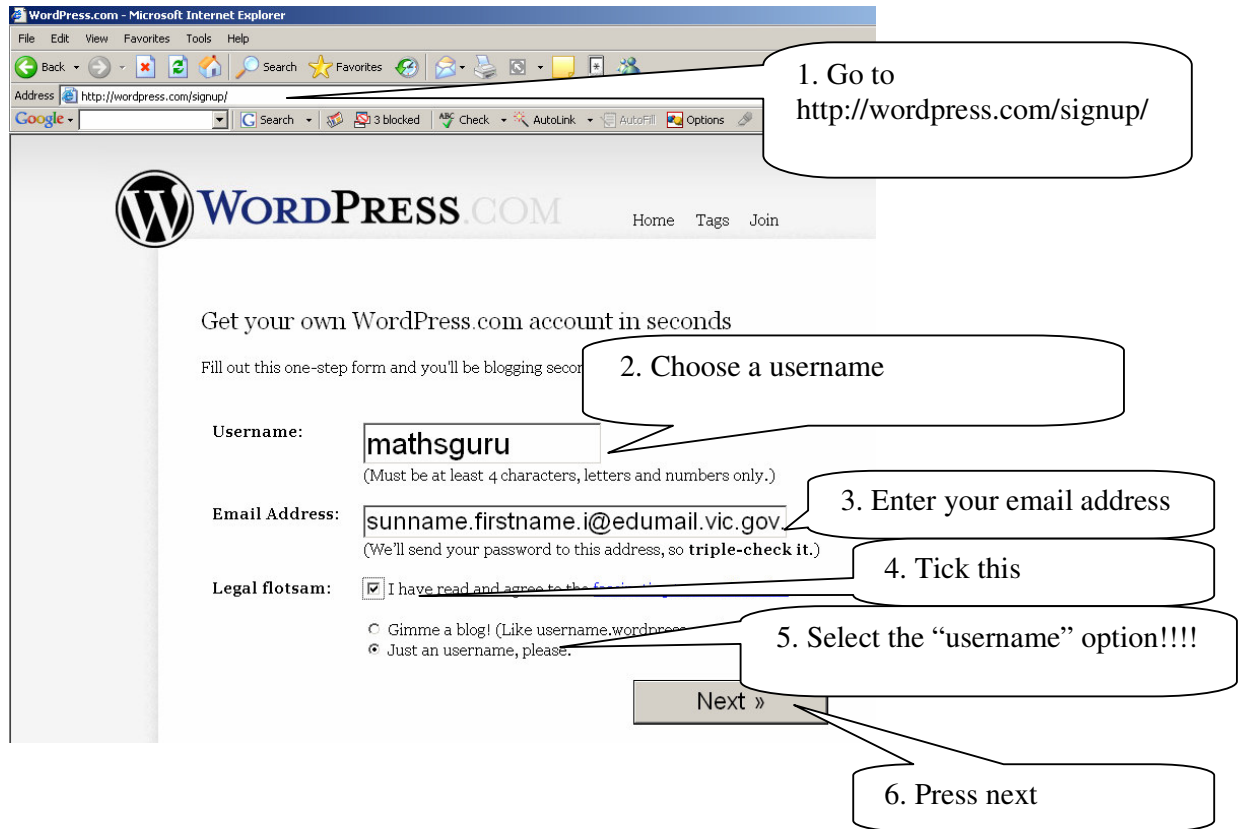


To sign up to Bendigo Maths Network blog as an author :



1. Go to <http://wordpress.com/signup/>

2. Choose a username

3. Enter your email address

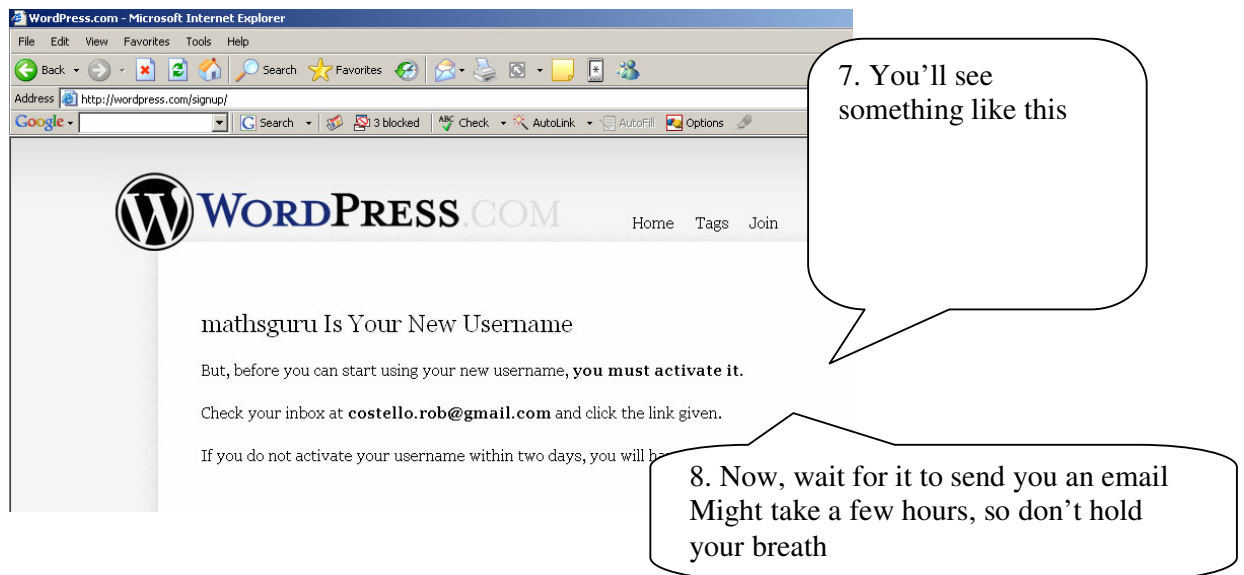
4. Tick this

5. Select the "username" option!!!!

6. Press next

The screenshot shows the WordPress.com signup form with the following fields and options:

- Username:** mathsguru (Must be at least 4 characters, letters and numbers only.)
- Email Address:** sunname.firstname.i@edumail.vic.gov (We'll send your password to this address, so triple-check it.)
- Legal flotsam:** I have read and agree to the [privacy policy](#)
- Options:** Gimme a blog! (Like username.wordpress.com) Just an username, please.
- Next:** Next »



7. You'll see something like this

8. Now, wait for it to send you an email
Might take a few hours, so don't hold your breath

The screenshot shows the WordPress.com activation page with the following text:

mathsguru Is Your New Username

But, before you can start using your new username, **you must activate it.**

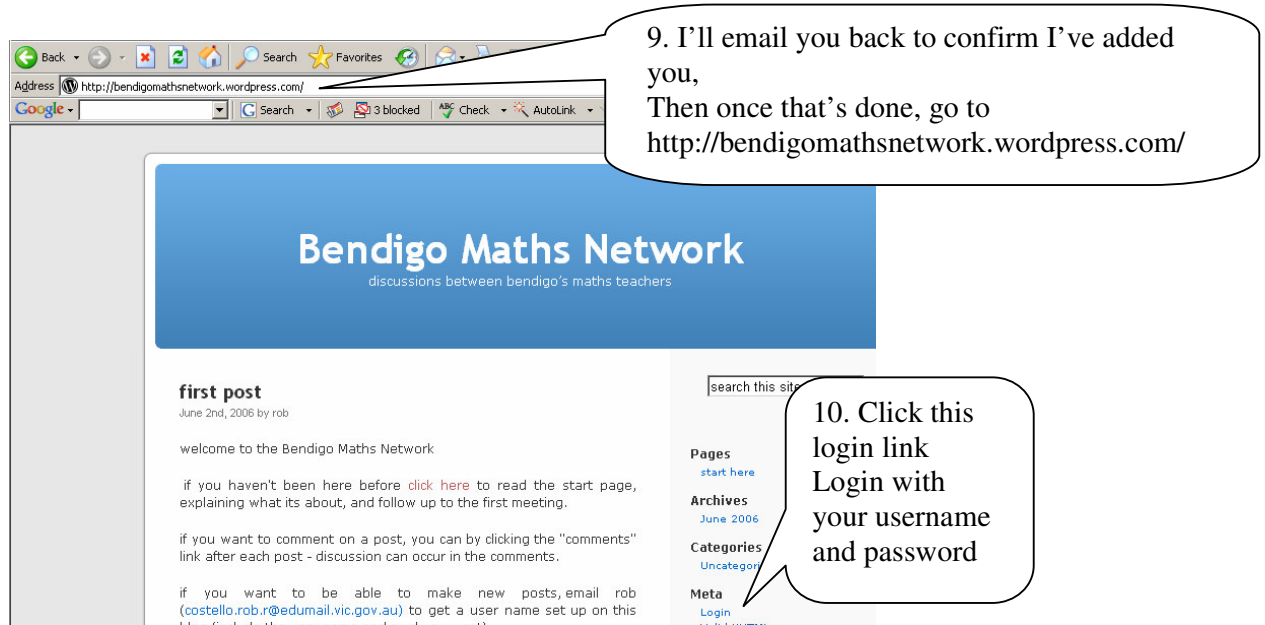
Check your inbox at costello.rob@gmail.com and click the link given.

If you do not activate your username within two days, you will have to start over.

9. Once the email comes in, it has a link, which you have to click.

10. That will give your password. Write it down somewhere.

Then email rob (costello.rob.r@edumail.vic.gov.au) and tell me that you've activated your user name. All I need to know is the email address you used (in step 3) (I don't need your user name or password). I can then add you as an author on the blog.



11. and you're off

the system is fairly easy to use – you will be able to post pretty easily

12. but if you do want a tutorial on using it ... (adding pictures etc)
then you can go here for a tutorial :

http://ia300134.us.archive.org/1/items/Wordpress_Posting_Video_1/wpposting1.1.swf (its big, so be patient as it loads)

you're welcome to ask rob for assistance if any of this doesn't work or make sense